

Proposed side elevation

Proposed rear elevation

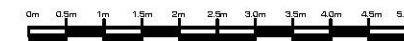
Proposed front elevation

Proposed side elevation

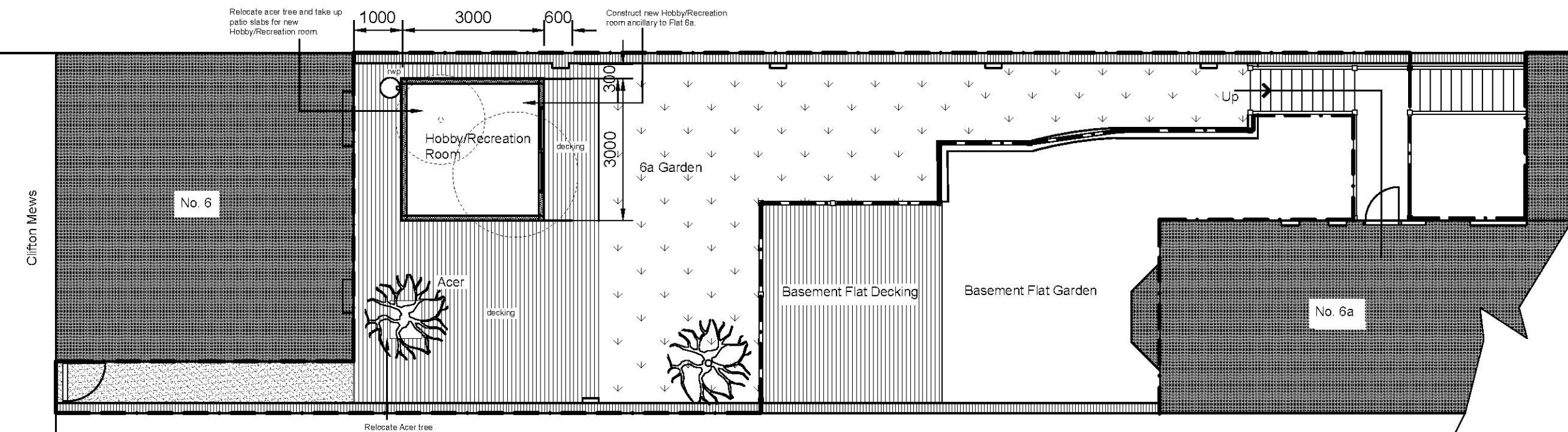
Proposed side elevation

DO NOT SCALE THIS DRAWING
© COPYRIGHT RESERVED

Revisions		
A	23/10/19	Scale revised
		MJM



Scale Bar-1:100
 @A3



Proposed Layout Plan



Petro Designs Limited
 Unit 20
 West Station Yard
 Spital Road
 Maldon
 Essex
 CM9 6TS
 T 01621 840055
 F 01621 842212
 E office@petro-designs.co.uk

Project:

Proposed Hobby Outbuilding
Flat 6a Clifton Terrace
Southend-on-Sea

Title:

Plans & elevations as
existing and proposed

Client:

Date:

Oct 2019

Drawn:

MJM

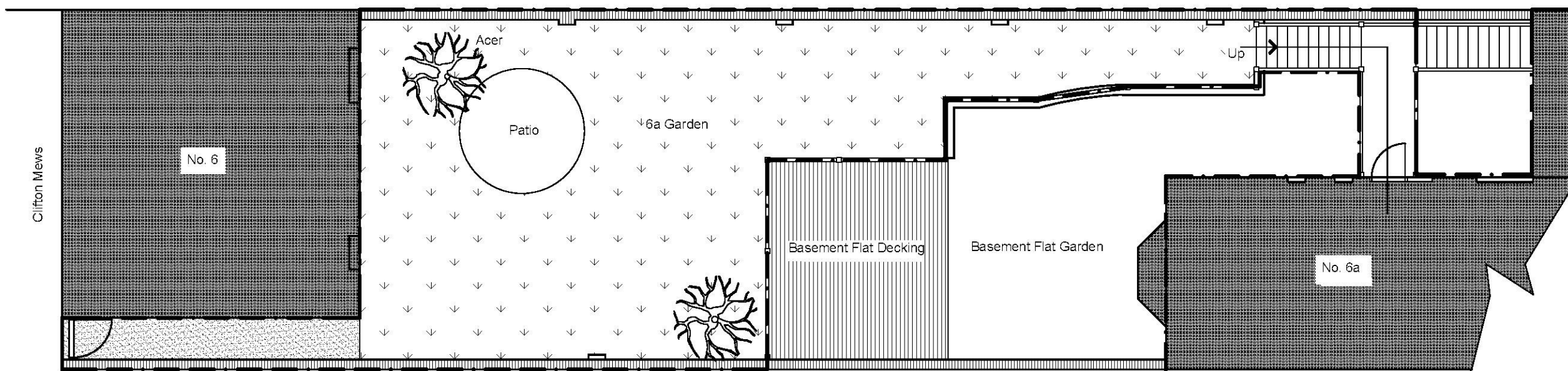
Scale:

1:100

Job No.

Dwg No.

01A



Existing Layout Plan